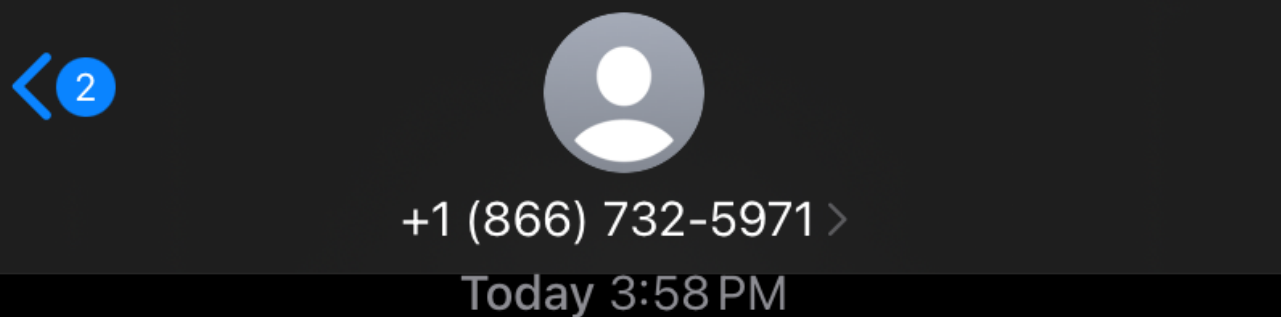


A small icon of a clock face with a red hand, positioned to the left of the text.

CutTime Walkthrough



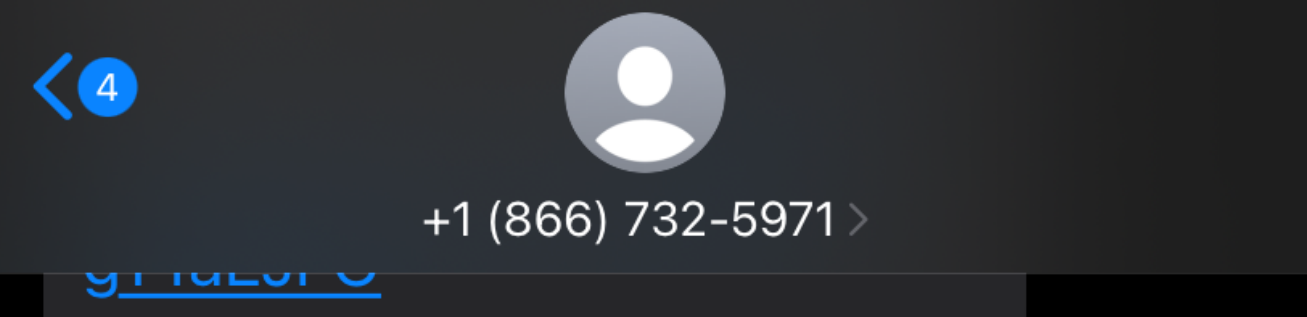
Eric Mullins at Timberview High School Band has sent you a link to log in to CutTime. Timberview High School Band uses Cut Time to help you stay up-to-date on your student's program, obligations, and events.

Log in with this link: <https://app.gocuttime.com/g/p/gT1aEJFC>

If you do not wish to receive these messages, reply STOP.

The sender is not in your contact list.

[Report Junk](#)



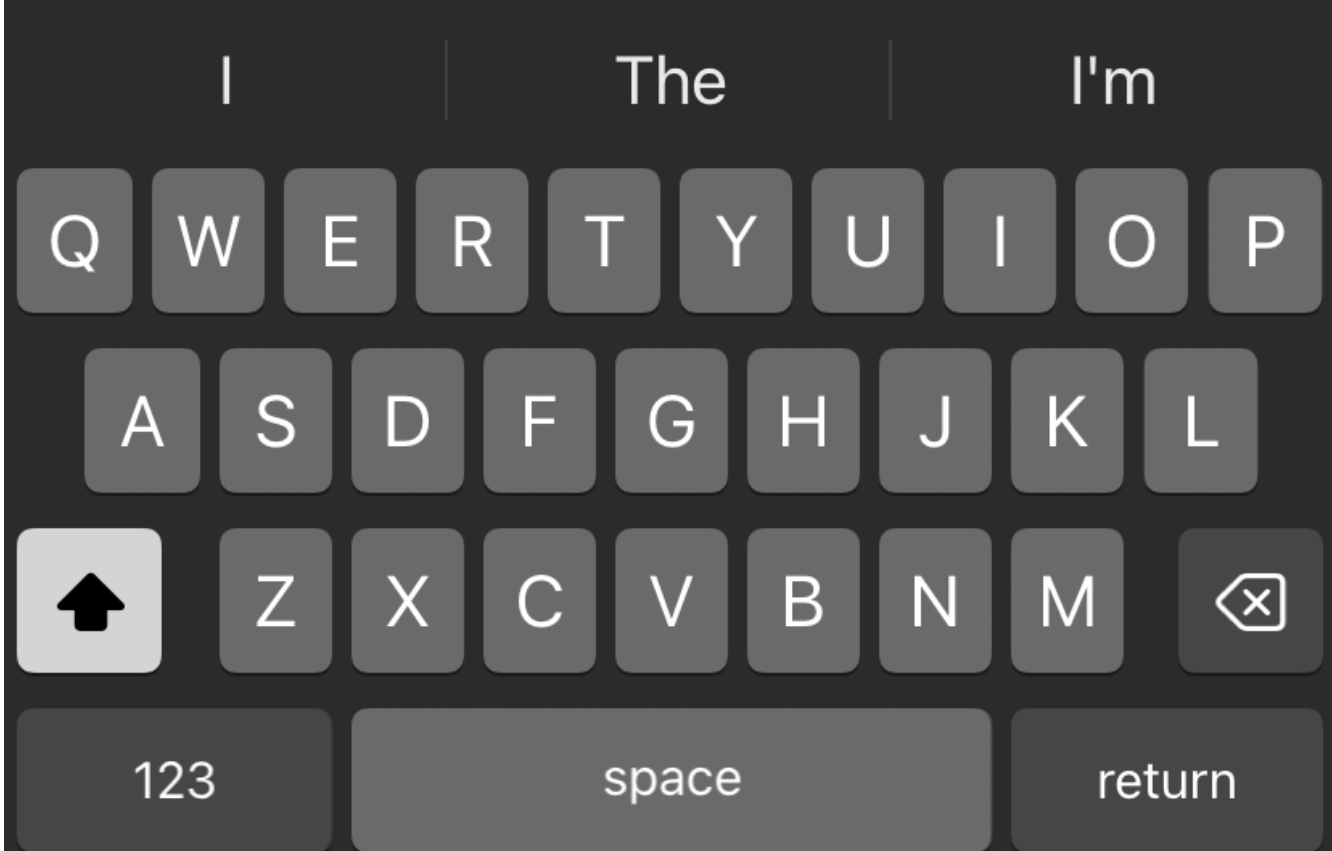

If you do not wish to receive these messages, reply STOP.

Your CutTime verification code is: SP0T0C

This code was sent to you because you attempted to log in to CutTime.

The sender is not in your contact list.

[Report Junk](#)



1.

Magic Link is sent (via text message or email). Everyone gets their own unique link and links cannot be shared.



2.

After clicking on the link, a verification code is sent.



Enter Code

Please enter your verification code below

Verification Code*

Submit

©2024 Cut Time, Inc. All rights reserved. By using this product you agree to our [Privacy Policy](#) & [Terms of Service](#)

Hello [redacted], using your phone number [redacted] these are student(s) you have access to as a guardian. If you're missing access to certain students please contact your program's director so they can invite you.

[redacted]
Timberview High School Band (2024-2025 Season) →

Student Calendar

Calendar Links →

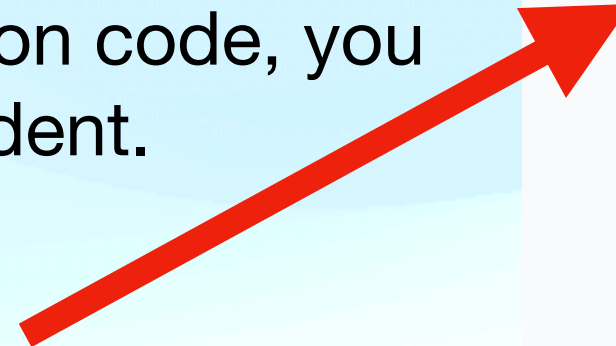
Inactive Seasons <

Guardian Help Tips

- Save this link to your mobile device as either a "bookmark" or "save to homescreen", [here's how](#).
- Don't share this url, if you need another person setup as a guardian, let your program director know.

3.

After entering your verification code, you are presented with your student.





← My Students

Timberview High School Band (2024-2025 Season)

Jump to: [Financials](#)

Announcements *No Announcements Sent*

Events *No Events Scheduled*

Documents *No documents for this program*

\$ Financial Summary



Total Program Costs: **\$665.00**

Outgoing Transfers to Date: + \$0.00
 Payments to Date: - \$0.00
 Incoming Transfers to Date: - \$0.00
 You owe: **\$665.00**

Make a Payment

Share these costs

\$ Transaction Summary

Effective date	Type	Applied	Running balance
Apr 01 2025	Cost: 'Activity Fee 2'	-\$100.00	\$665.00 due
Jul 27 2024	Cost: 'Uniform Cleaning Fee'	-\$50.00	\$565.00 due
Jul 27 2024	Cost: 'Gloves - Winds'	-\$8.00	\$515.00 due
Jul 27 2024	Cost: 'Marching Shoes'	-\$40.00	\$507.00 due

To pay Band Fees:

After you have selected your student, select "Financial Summary" and then "Make a Payment" to pay toward your band fees.





← Student Dashboard

Payment for *Timberview High School Band fine arts*

Account Payment

Set Amount

\$ 120.50

There is a 3% fee added to all credit card transactions

We add the processing cost in addition to the amount you've added. Feel free to change the amount of the payment.

Go to payment form

A payment collected through CutTime goes directly into the Timberview High School Band fine arts bank account via their payment processor, Stripe. If you have any concerns on security, please read Stripe's security documentation.

©2024 Cut Time, Inc. All rights reserved. By using this product you agree to our [Privacy Policy](#) & [Terms of Service](#)



← Student Dashboard

Payment for *Timberview High School Band fine arts*

Account Payment

Set Amount

\$ \$125.00

There is a 3% fee added to all credit card transactions

We add the processing cost in addition to the amount you've added. Feel free to change the amount of the payment. You will pay **\$128.87**

Card number

1234 1234 1234 1234

Expiration date

MM / YY

Security code

CVC

Country

United States

Zip code

12345

Enter an amount, then enter how you will pay.



You made a payment to
Timberview High School
Band on behalf of

They will receive **\$125.00** from
your total payment of **\$128.87**
made by credit card.

This payment will appear on your credit
card as **'CUTTIME TIMBERVIEW HIG'**.

If you have any issues or questions, please
contact Timberview High School Band to
discuss.

Thank you!

Return to [\[blurred URL\]](#) page

← My Students

Timberview High School Band (2024-2025 Season)

Jump to: [Financials](#)

Announcements *No Announcements
Sent*

Events *No Events Scheduled*

Documents *No documents for this
program*

\$ Financial Summary

Total Program Costs:	\$665.00
Outgoing Transfers to Date:	+\$0.00
Payments to Date:	-\$125.00
Incoming Transfers to Date:	-\$0.00
You owe:	\$540.00

Make a Payment

Share these costs



The payment will then be reflected
on your "Financial Summary".



Masterclasses during Summer Band Camp

Jul 27 2024 (due on)	\$100.00
Activity Fee 1 General Band Activity Fee	
Jul 27 2024 (due on)	\$15.00
Show Shirt	
Jul 27 2024 (due on)	\$150.00
Marching Band Meal Fee	
Jul 27 2024 (due on)	\$52.00
Marching Band Show Top	
Jul 27 2024 (due on)	\$40.00
Marching Shoes	
Jul 27 2024 (due on)	\$8.00
Gloves - Winds	
Jul 27 2024 (due on)	\$50.00
Uniform Cleaning Fee	

Marching Shoes

—

Jul 27 2024 (due on) **\$8.00**

Gloves - Winds

—

Jul 27 2024 (due on) **\$50.00**

Uniform Cleaning Fee

—

Apr 01 2025 (due on) **\$100.00**

Activity Fee 2
Activity Fee 2 can be waived if 15 Volunteer Points are earned by April 1 (this can be extended to May if requested)

\$ Payments

Jun 14 2024 (paid on) **\$125.00**

<i>Payment Method:</i>	<i>Recorded:</i>	<i>Memo:</i>	<i>Processing Fee:</i>
Credit Card		—	\$3.87

©2024 Cut Time, Inc. All rights reserved. By using this product you agree to our [Privacy Policy](#) & [Terms of Service](#)



Scroll down, and you'll see a complete breakdown of costs is listed.

Instructions for bookmarking and saving Cut Time to your mobile device's home screen are given.

Bookmarking

Once you receive a Magic Link from your Program's Administrator, alerting you of a [new Cost assigned](#), an [Announcement](#), or other notification regarding your program, that will be the link you use to see your Member Dashboard Page.

CutTime strongly recommends bookmarking your Magic Link so you can easily navigate back without having to look through past text messages or emails. Here's how you can do this on your phone:

Bookmarking

For Android users:

- [Google Chrome Browser](#)
- [Firefox Browser](#)

For iPhone & iPad users:

- [Google Chrome Browser](#)
- [Firefox Browser](#)
- [Safari Browser](#)

support.gocuttime.com

Saving to your home screen

For iPhone & iPad users:

- [Google Chrome Browser](#)
- [Firefox Browser](#)
- [Safari Browser](#)

Note: To properly bookmark the Magic Link, save the bookmark on the authentication page *before* entering your authentication code. If you've completed your authentication before bookmarking, you will need to manually copy the Magic Link from your messaging app to save it.

For iPhone & iPad users:

- [Google Chrome Browser](#)

For Android users:

- [Google Chrome Browser](#)
 - To add a website to an Android home screen, click on the link in your text which will take you to the Student's Information Page. Then click on the drop down the menu by tapping the screen's three dot icon at the top right-hand corner. Select "Add to Home" screen. PLEASE NOTE: that if the website has an app in the Play Store, the Add to Home screen option will be replaced by "Install app".

support.gocuttime.com

Saving to your home screen

For iPhone & iPad users:

- [Add a shortcut to the home screen](#)

For Android users:

- [Google Chrome Browser](#)
 - To add a website to an Android home screen, click on the link in your text which will take you to the Student's Information Page. Then click on the drop down the menu by tapping the screen's three dot icon at the top right-hand corner. Select "Add to Home" screen. PLEASE NOTE: that if the website has an app in the Play Store, the Add to Home screen option will be replaced by "Install app".

support.gocuttime.com

- From there you can choose to edit the title of the icon, before clicking "Add".
- If you go back to your screen you will see the bookmark, as well as the Chrome icon attached. (Which means you cannot switch the icon to another browser).



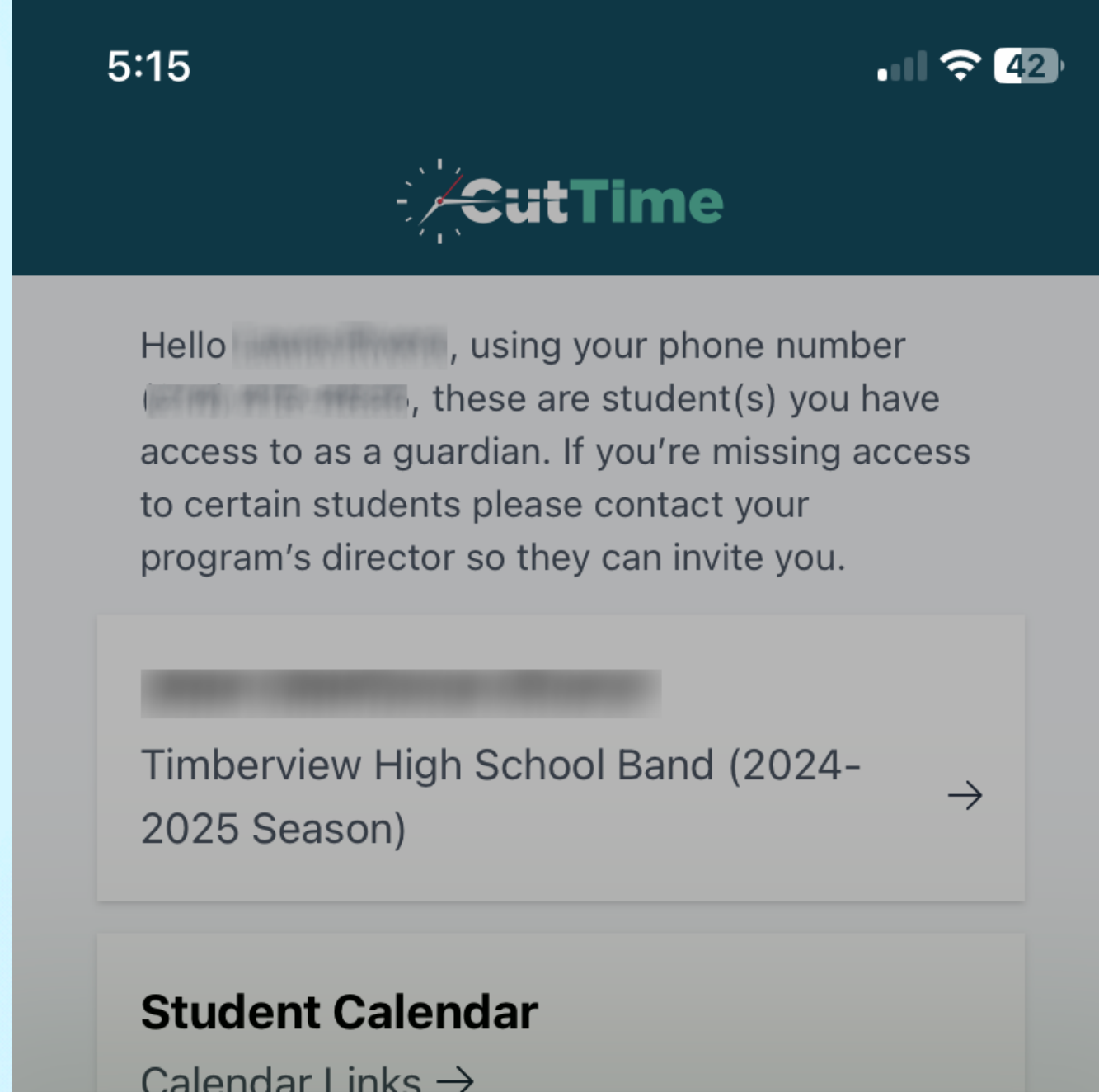
Did this answer your question? 😊 😞

✉ Still need help? [Contact Us](#) Last updated on May 3, 2024

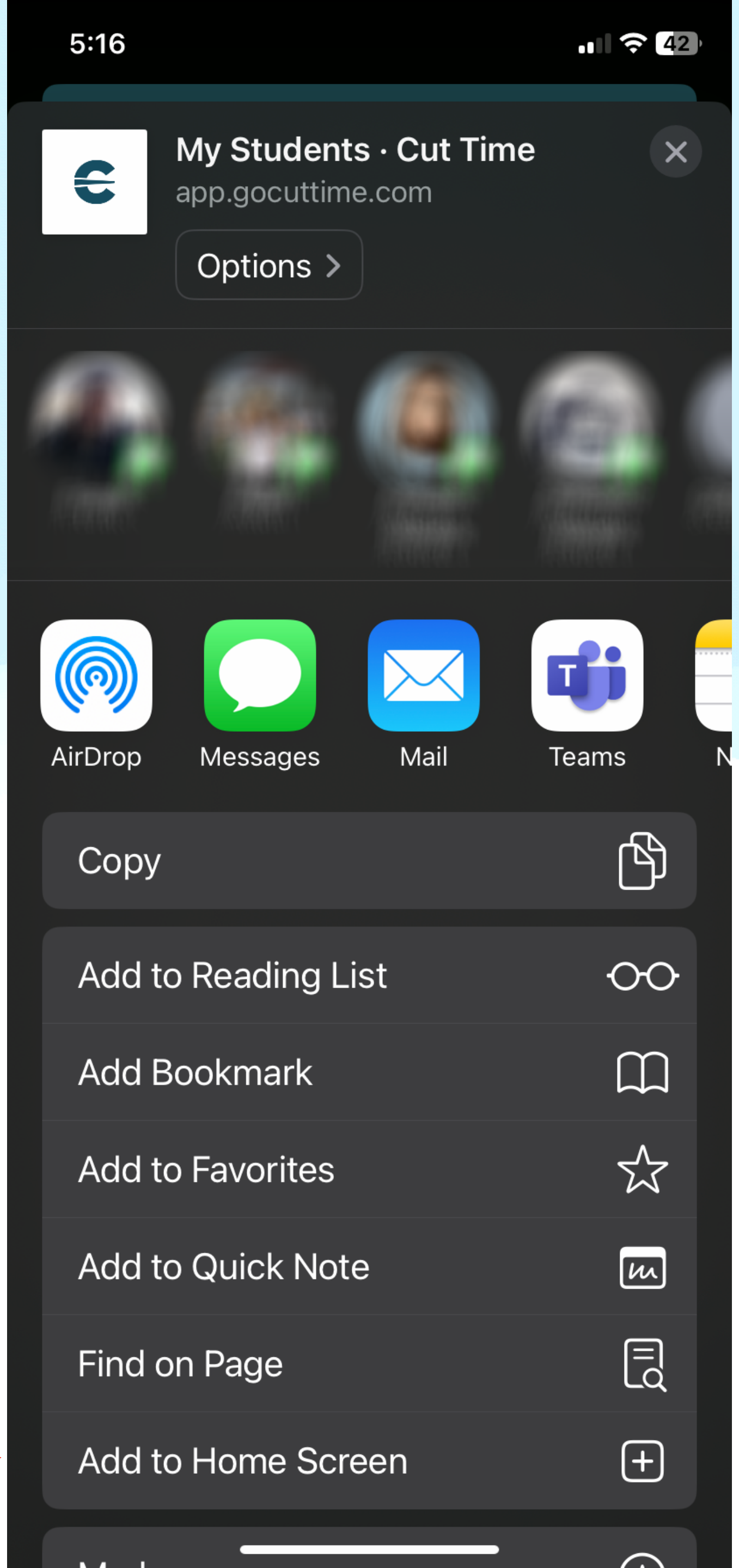
RELATED ARTICLES

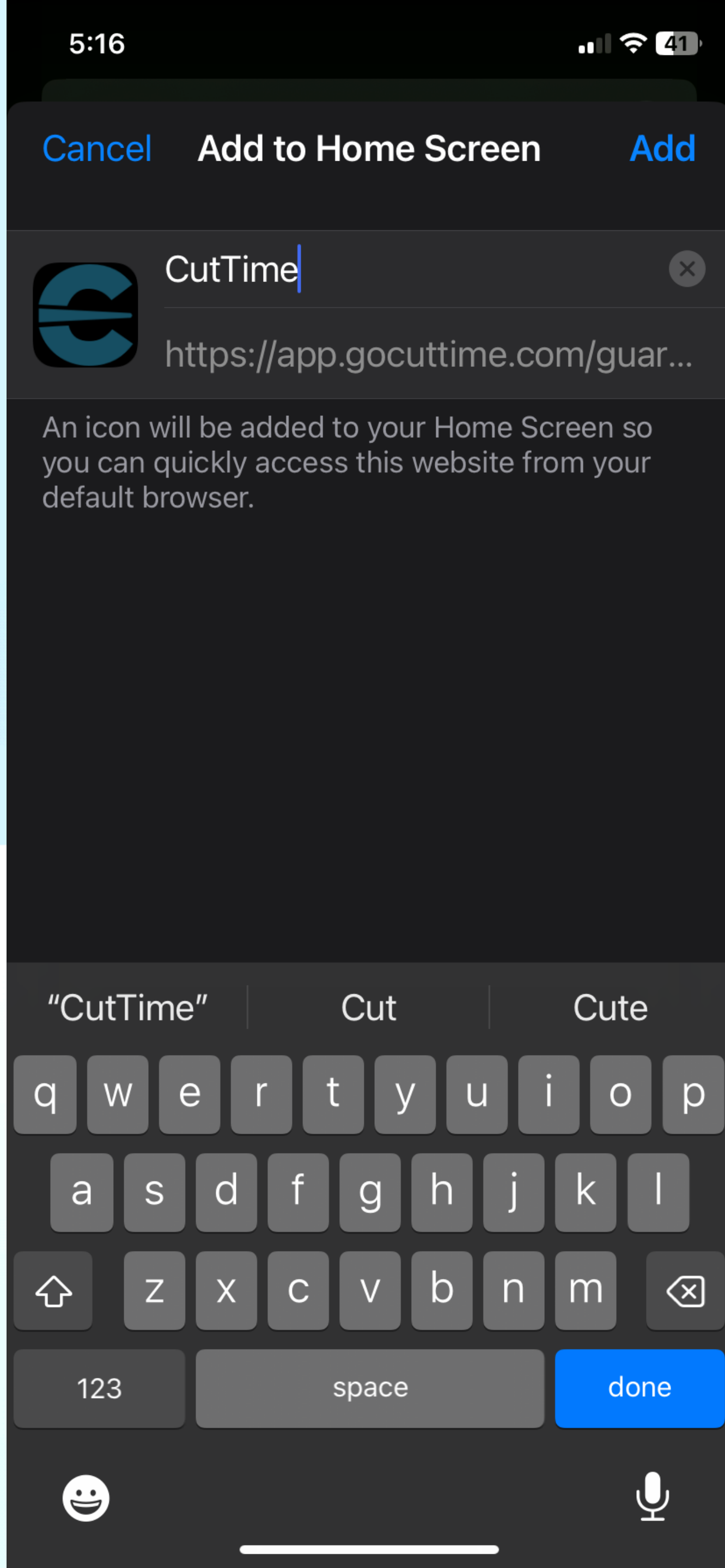
- 📄 [Alerting Parents of Costs Assigned](#)
- 📄 [Sending Announcements](#)

support.gocuttime.com




Here is how I did it on my iPhone. First, in Safari on the first Cut Time page, I tapped the "up arrow in the box" to share. Then I scrolled all the way down to "Add to Home Screen."





Then I picked a name for it.



Here's the icon on my home screen.